


the comprehensive  
wire management solution



# Wiring Ducts

c  CE 



# Wiring Ducts

Trinity Touch provides comprehensive and state-of-art wire management solution

The selection and design of Trinity Touch wiring ducts is to meet the maximum wire capacity needs and space constraint of the smallest wall mounted panels to the largest integrated system.

All the wiring ducts are manufactured from high impact, self extinguish, wrap proof rigid PVC with lead free material. PVC material carries UL 94 flammability rating of V0 for excellent flame retardancy, continuous use temperature 50°C (122°F).

Wiring ducts includes solid & slotted style, narrow slots/finger design provides more slot to closed fit the spacing of high density terminal block and other hardware.

The wiring ducts are available in different sizes. Wiring-Ducts comes in standard colour of grey in 1 meter and 2 meter length. Other colour of wiring ducts are also available on request for an minimum order quantity (MOQ).

## Duct Advantages

Narrow finger and slot design provides closer spacing for use with high-density applications.

Flush cover design  
Greater capacity than traditional duct design covers sits flush with sidewall.

Specially formulated material  
- Lead-free **RoHS**  
- UL94-V0 Flammability certified by Central Institute of Plastics Engineering & Technology (CIPET)

Specially formulated PVC material meets the NFPA79:2002 flame retardancy requirements for nonmetallic duct in industrial equipments.

U-shaped slot lead-in  
U-shaped funnels wires into slot for easier insertion.

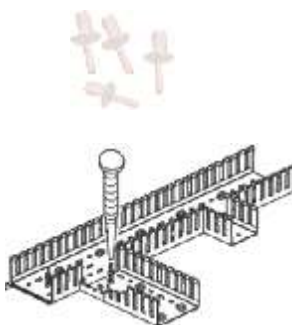
Double restricted slot design  
Once inserted wires are retained in the slot with or without the cover being installed second restriction retains cabling within top or bottom portion of slot in larger wiring duct sizes.

## the comprehensive panel solution



Trinity Touch offers a complete system to route, bundle, terminate, identify and protect electrical wiring and communications cabling for control panel design and assembly.

## Complete solution of accessories and tools for installation



Easy closing of cover!  
Now all you need to do is position it over the duct, and a light pressure snaps it into place over all the finger together.

## Wiring Duct Sizes

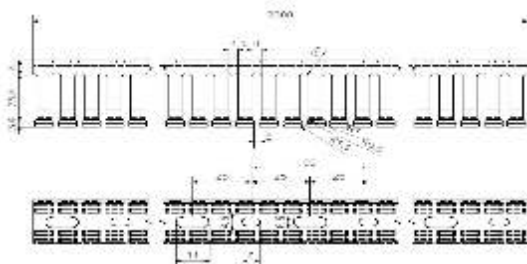
Article No.	Type	Description	Duct Size W X H (mm)	Duct Size W X H (Inch)	Meter/Box
01 17 01229	TBWDS25X25LG1	Wiring Duct Solid wall, Light Grey, 1 meter	25 x 25	0.98 x 0.98	72
01 17 01236	TBWDS25X25LG2	Wiring Duct Slotted wall, Light Grey, 2 meter	25 x 25	0.98 x 0.98	144
01 17 01243	TBWDN25X25LG1	Wiring Duct Solid wall, Light Grey, 1 meter	25 x 25	0.98 x 0.98	72
01 17 01250	TBWDN25X25LG2	Wiring Duct Slotted wall, Light Grey, 2 meter	25 x 25	0.98 x 0.98	144
01 17 01230	TBWDS25X60LG1	Wiring Duct Solid wall, Light Grey, 1 meter	25 x 60	0.98 x 2.36	24
01 17 01237	TBWDS25X60LG2	Wiring Duct Slotted wall, Light Grey, 2 meter	25 x 60	0.98 x 2.36	48
01 17 01244	TBWDN25X60LG1	Wiring Duct Solid wall, Light Grey, 1 meter	25 x 60	0.98 x 2.36	24
01 17 01251	TBWDN25X60LG2	Wiring Duct Slotted wall, Light Grey, 2 meter	25 x 60	0.98 x 2.36	48
01 17 01231	TBWDS30X80LG1	Wiring Duct Solid wall, Light Grey, 1 meter	30 x 80	1.18 x 3.15	24
01 17 01238	TBWDS30X80LG2	Wiring Duct Slotted wall, Light Grey, 2 meter	30 x 80	1.18 x 3.15	48
01 17 01245	TBWDN30X80LG1	Wiring Duct Solid wall, Light Grey, 1 meter	30 x 80	1.18 x 3.15	24
01 17 01252	TBWDN30X80LG2	Wiring Duct Slotted wall, Light Grey, 2 meter	30 x 80	1.18 x 3.15	48
01 17 01232	TWDS40X100LG1	Wiring Duct Solid wall, Light Grey, 1 meter	40 x 100	1.57 x 3.94	8
01 17 01239	TWDS40X100LG2	Wiring Duct Slotted wall, Light Grey, 2 meter	40 x 100	1.57 x 3.94	16
01 17 01246	TWDN40X100LG1	Wiring Duct Solid wall, Light Grey, 1 meter	40 x 100	1.57 x 3.94	8
01 17 01253	TWDN40X100LG2	Wiring Duct Slotted wall, Light Grey, 2 meter	40 x 100	1.57 x 3.94	16
01 17 01233	TBWDS60X100LG1	Wiring Duct Solid wall, Light Grey, 1 meter	60 x 100	2.36 x 3.94	6
01 17 01240	TBWDS60X100LG2	Wiring Duct Slotted wall, Light Grey, 2 meter	60 x 100	2.36 x 3.94	12
01 17 01247	TBWDN60X100LG1	Wiring Duct Solid wall, Light Grey, 1 meter	60 x 100	2.36 x 3.94	6
01 17 01254	TBWDN60X100LG2	Wiring Duct Slotted wall, Light Grey, 2 meter	60 x 100	2.36 x 3.94	12
01 17 01234	TBWDS80X80LG1	Wiring Duct Solid wall, Light Grey, 1 meter	80 x 80	3.15 x 3.15	8
01 17 01241	TBWDS80X80LG2	Wiring Duct Slotted wall, Light Grey, 2 meter	80 x 80	3.15 x 3.15	16
01 17 01248	TBWDN80X80LG1	Wiring Duct Solid wall, Light Grey, 1 meter	80 x 80	3.15 x 3.15	8
01 17 01255	TBWDN80X80LG2	Wiring Duct Slotted wall, Light Grey, 2 meter	80 x 80	3.15 x 3.15	16
01 17 01235	TBWDS100X100LG1	Wiring Duct Solid wall, Light Grey, 1 meter	100 x 100	3.94 x 3.94	4
01 17 01242	TBWDS100X100LG2	Wiring Duct Slotted wall, Light Grey, 2 meter	100 x 100	3.94 x 3.94	8
01 17 01249	TBWDN100X100LG1	Wiring Duct Solid wall, Light Grey, 1 meter	100 x 100	3.94 x 3.94	4
01 17 01256	TBWDN100X100LG2	Wiring Duct Slotted wall, Light Grey, 2 meter	100 x 100	3.94 x 3.94	8

# Wiring Duct Sizes

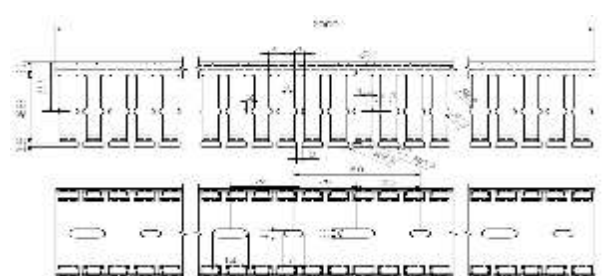
Article No.	Type	Description	Duct Size W X H (mm)	Duct Size W X H (Inch)	Meter/Box
01 17 01090	TWDS25X40LG1	Wiring Duct Solid wall, Light Grey, 1 meter	25 x 40	0.98 x 1.57	48
01 17 01084	TWDS25X40LG2	Wiring Duct Solid wall, Light Grey, 2 meter	25 x 40	0.98 x 1.57	96
01 17 01065	TWDN25X40LG1	Wiring Duct Slotted wall, Light Grey, 1 meter	25 x 40	0.98 x 1.57	48
01 17 01066	TWDN25X40LG2	Wiring Duct Slotted wall, Light Grey, 2 meter	25 x 40	0.98 x 1.57	96
01 17 01091	TWDS40X40LG1	Wiring Duct Solid wall, Light Grey, 1 meter	40 x 40	1.57 x 1.57	32
01 17 01085	TWDS40X40LG2	Wiring Duct Solid wall, Light Grey, 2 meter	40 x 40	1.57 x 1.57	64
01 17 01067	TWDN40X40LG1	Wiring Duct Slotted wall, Light Grey, 1 meter	40 x 40	1.57 x 1.57	32
01 17 01068	TWDN40X40LG2	Wiring Duct Slotted wall, Light Grey, 2 meter	40 x 40	1.57 x 1.57	64
01 17 01089	TWDS40X60LG1	Wiring Duct Solid wall, Light Grey, 1 meter	40 x 60	1.57 x 2.36	24
01 17 01083	TWDS40X60LG2	Wiring Duct Solid wall, Light Grey, 2 meter	40 x 60	1.57 x 2.36	48
01 17 01069	TWDN40X60LG1	Wiring Duct Slotted wall, Light Grey, 1 meter	40 x 60	1.57 x 2.36	24
01 17 01070	TWDN40X60LG2	Wiring Duct Slotted wall, Light Grey, 2 meter	40 x 60	1.57 x 2.36	48
01 17 01092	TWDS40X80LG1	Wiring Duct Solid wall, Light Grey, 1 meter	40 x 80	1.57 x 3.15	16
01 17 01086	TWDS40X80LG2	Wiring Duct Solid wall, Light Grey, 2 meter	40 x 80	1.57 x 3.15	32
01 17 01071	TWDN40X80LG1	Wiring Duct Slotted wall, Light Grey, 1 meter	40 x 80	1.57 x 3.15	16
01 17 01072	TWDN40X80LG2	Wiring Duct Slotted wall, Light Grey, 2 meter	40 x 80	1.57 x 3.15	32
01 17 01094	TWDS60X60LG1	Wiring Duct Solid wall, Light Grey, 1 meter	60 x 60	2.36 x 2.36	18
01 17 01088	TWDS60X60LG2	Wiring Duct Solid wall, Light Grey, 2 meter	60 x 60	2.36 x 2.36	36
01 17 01073	TWDN60X60LG1	Wiring Duct Slotted wall, Light Grey, 1 meter	60 x 60	2.36 x 2.36	18
01 17 01074	TWDN60X60LG2	Wiring Duct Slotted wall, Light Grey, 2 meter	60 x 60	2.36 x 2.36	36
01 17 01093	TWDS60X80LG1	Wiring Duct Solid wall, Light Grey, 1 meter	60 x 80	2.36 x 3.15	12
01 17 01087	TWDS60X80LG2	Wiring Duct Solid wall, Light Grey, 2 meter	60 x 80	2.36 x 3.15	24
01 17 01075	TWDN60X80LG1	Wiring Duct Slotted wall, Light Grey, 1 meter	60 x 80	2.36 x 3.15	12
01 17 01076	TWDN60X80LG2	Wiring Duct Slotted wall, Light Grey, 2 meter	60 x 80	2.36 x 3.15	24
01 17 00687	TRIT	Rivet installation tool			
01 17 00688	TWTCT	Wiring duct cutting tool			
01 17 00689	TNR	Rivet			

Formula for Calculating 50% fill capacity of Wiring Duct  
 Numbers of Wires  $\frac{\text{Duct W x H}}{1.75 \times (\text{Wire O.D.})^2/2}$

## Technical Information



- Single restricted slotting design up to 50mm height
- Common mounting hole dimensions



- Double restricted slotting design from 50mm to 80mm height
- Common mounting hole dimensions

# Typical raw material properties of Wiring Duct

Property	Units	ASTM Test	PVC
Specific Gravity		D792	1.43
IZOZ	Ft-lb/in	D256	2
Flexural Strength	Psi	D790	10900
Flexural Modulus	Psi	D790	382000
Tensile Strength	Psi	D638	5500
Compressive Strength	Psi	D695	8600
Water Absorption	24 Hrs-%	D570	0.1
Hardness	Shore D	D785	80 D
Dielectric Strength 50Hz, 25°C, s/t	Kv/mm	D149	36
Dielectric Constant 60Hz, Dry		D150	1.9
Volume Resistivity	Ohm-cm	D257	6.1x10'
Heat Deflecting °F @264 psi	°F	D648	158 (50°C)
Flammability			94V-O
Oxygen Number		D2863	
Coefficient of Thermal Conductivity		D177	
RoHS Compliance			
Cadmium / Cadmium Compound			0.01%
Hexavalent Chromium / Hexavalent Chromium Compound			0.01%
Lead / Lead Compound			0.01%
Mercury / Mercury Compound			0.01%
Polubrominated Biphenyls (PBBs)			0.01%
Polubrominated Biphenylethers (PBDEs)			0.01%



Trinity Touch Pvt. Ltd.  
www.trinitytouch.com

Corporate Office

DELHI  
D-10, Defence Colony  
New Delhi 110024 INDIA  
Tel: +91.11.30895900  
Fax: +91.11.30895998  
E-mail: postmaster@trinitytouch.com

Warehouses

HARYANA  
Prithla-Dudhola Road, Dudhola  
Distt. Palwal 121102  
Haryana INDIA  
Tel: +91.11.30895940  
E-mail: sales@trinitytouch.com

GUJARAT  
4 Kamal Shopping Centre, Near Bajaj Showroom  
Jashoda Nagar, Vatawa Road  
Ahmedabad 382445 Gujarat INDIA  
Tel: +91.9327101944  
Email: gujaratsales@trinitytouch.com

MAHARASHTRA  
Balaji Complex, Opposite Jambulkar Health Club  
Survey No 40/1, Hulawale-Wasti Road  
Hinjewadi, Pune 411057 Maharashtra INDIA  
Tel.: +91.9595920100  
Email: maharashtrasales@trinitytouch.com

